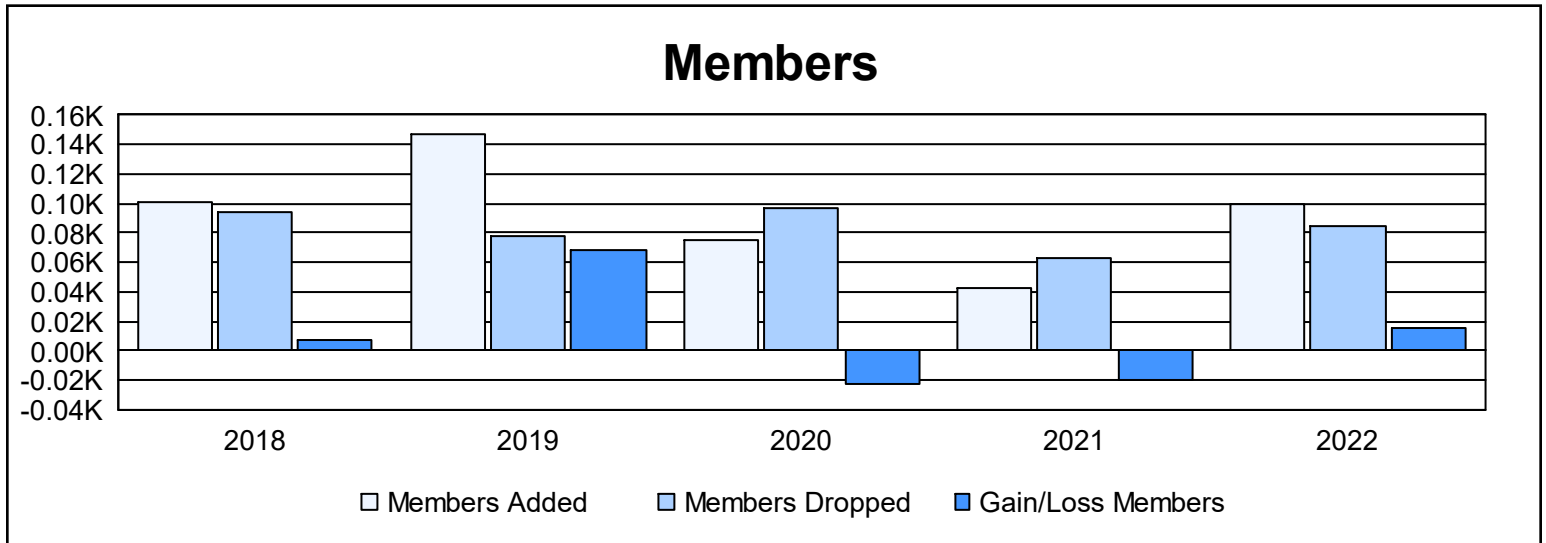
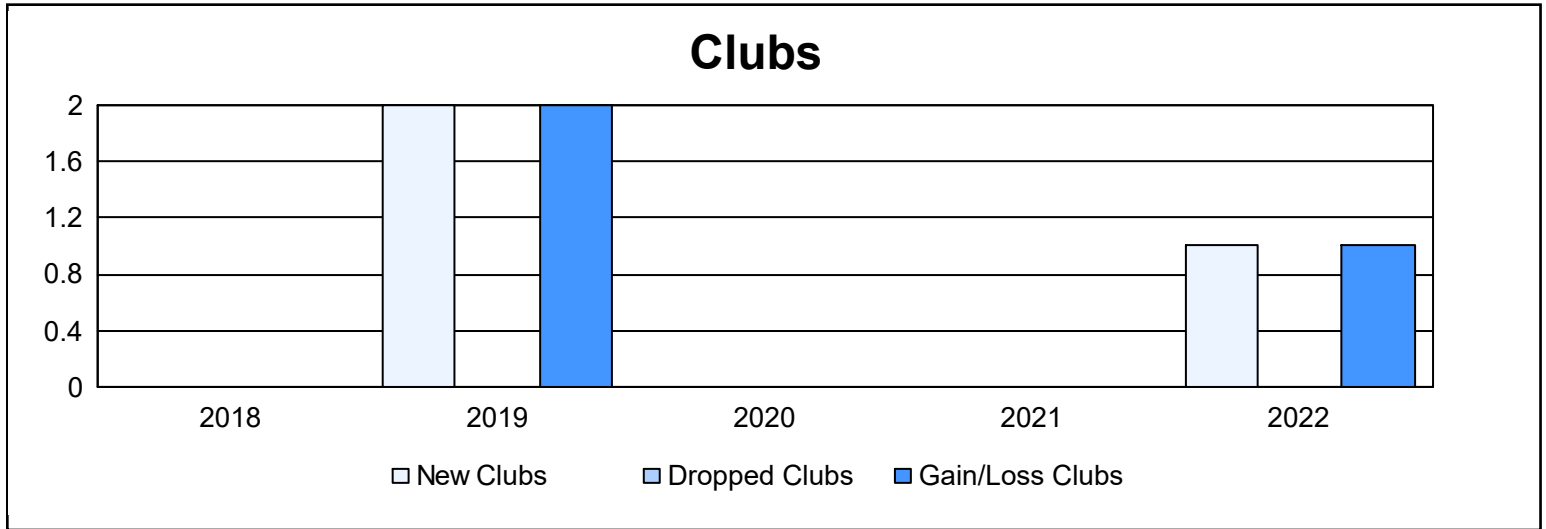
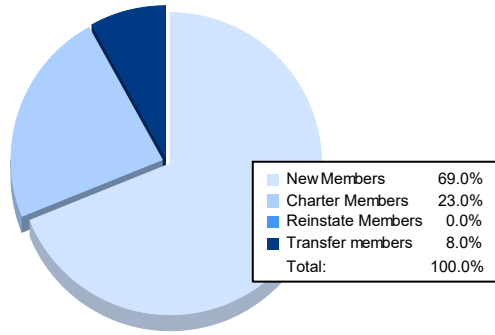


Year	New Clubs	Dropped Clubs	Gain/ Loss Clubs	New Members	Charter Members	Reinstate Members	Transfer Members	Total Member Added	Total Members Dropped	Gain/ Loss Members
2017-2018	0	0	0	95	0	1	5	101	94	7
2018-2019	2	0	2	91	43	2	11	147	78	69
2019-2020	0	0	0	67	0	0	8	75	97	-22
2020-2021	0	0	0	42	0	1	0	43	63	-20
2021-2022	1	0	1	69	23	0	8	100	85	15
<b>Average</b>	<b>1</b>	<b>0</b>	<b>1</b>	<b>73</b>	<b>13</b>	<b>1</b>	<b>6</b>	<b>93</b>	<b>83</b>	<b>10</b>



### Membership Composition June 2022 Cumulative



### Gender Composition June 2022 Cumulative

